



**Children's Network of San Bernardino County
POLICY COUNCIL**

Wednesday January 26, 2022 • 12:00 p.m. to 1:00 p.m.

Virtual Meeting: WebEx
 To Join Meeting: (408) 418-9388
 Meeting number (access code): 146 477 6465
 Meeting password: pAPFC9hjZ62

AGENDA

OPENING REMARKS	PRESENTER
1. Call to Order	Judge Pace
2. Welcome and Introductions	
DISCUSSION CALENDAR	PRESENTER
3. Approve Resolution Authorizing Teleconference Board Meetings Per Assembly Bill 361	Judge Pace
4. Approve September 23, 2021 Meeting Minutes	Judge Pace
5. 2021 Child Death Review Trends Presentation	Janki Patel and Dr. Michael Sequeira
6. Children Awaiting Placement Update	Jeany Zepeda
7. Update on the Resiliency Institute for Childhood Adversity	Dr. Amy Young
INFORMATION ITEMS	PRESENTER
8. Legislative Update	Chekesha Gilliam
9. Children's Network Update	Janki Patel
10. Children's Fund Update	Cid Pinedo
11. Public Comment	
12. Open Discussion	
Next Regularly Scheduled Meeting: February 23, 2022 12:00 p.m. – 1:00 p.m. Virtual Meeting: Web Ex	

This meeting is being held in accordance with the Brown Act as amended by Assembly Bill 361. Members of the public wishing to participate and provide public comment on any item on the agenda and on any matter that is within the Policy Council's jurisdiction should call in using the teleconference information stated above. Public comments are limited to 3 minutes per comment. Public comment may also be submitted via email to dmckinney@hss.sbcounty.gov. Public comments received prior to the start of the meeting will be forwarded to the Policy Council for review. Public comments received after the start of the meeting will be provided to the Policy Council after the meeting.

This agenda contains a brief description of each item of business to be considered at the meeting. In accordance with the Ralph M. Brown Act, this meeting agenda is posted at least 72 hours prior to the regularly scheduled meeting at Children's Network, 825 East Hospitality Lane, 2nd Floor, San Bernardino, CA 92415-0049. The agenda can be viewed online at <http://hs.sbcounty.gov/cn>. However, the online agenda may not include all available supporting documents or the most current version of documents. The agenda, its supporting documents and all writings received by the Policy Council that are public records are also available by emailing dmckinney@hss.sbcounty.gov prior to the meeting.

If you challenge any decision regarding any of the above items in court, you may be limited to raising only those issues you or someone else raised during the public testimony period regarding that agenda item or in written correspondence delivered to the County of San Bernardino Children's Policy Council at, or prior to, the public hearing.

It is the intention of the Policy Council to comply with the Americans with Disabilities Act (ADA). If you require special assistance, assistive listening devices or other auxiliary aids or services in order to participate in the public meeting, requests should be made through the office of Children's Network. Please contact the office of Children's Network at (909) 383-9677 or at the office located at 825 East Hospitality Lane, 2nd Floor, San Bernardino, CA 92415-0049, at least 48 hours prior to the meeting to inform us of your particular needs and request assistance.

**CHILDREN’S NETWORK OF SAN BERNARDINO COUNTY
POLICY COUNCIL**

RESOLUTION NO. 2022-01

A RESOLUTION OF THE CHILDREN’S NETWORK OF SAN BERNARDINO COUNTY
POLICY COUNCIL
FINDING THAT MEETING IN PERSON PRESENTS AN IMMINENT RISK TO
THE HEALTH OR SAFETY OF ATTENDEES
AS A RESULT OF THE COVID-19 STATE OF EMERGENCY

RECITALS

WHEREAS, on March 4, 2020, the Governor proclaimed a State of Emergency to exist in California as a result of the threat of COVID-19; and

WHEREAS, on March 17, 2020, the Governor issued Executive Order N-29-20, under the provisions of Government Code section 8571, finding that strict compliance with various statutes and regulations specified in that order would prevent, hinder, or delay appropriate actions to prevent and mitigate the effects of COVID-19; and

WHEREAS, Executive Order N-29-20, in part, suspended certain provisions of the Ralph M. Brown Act (Brown Act) related to participation in meetings via teleconference in order to provide legislative bodies with more flexibility to hold public meetings while maintaining social distancing due to COVID-19; and

WHEREAS, on June 11, 2021, the Governor issued Executive Order N-08-21 which, in part, provides that the teleconferencing provisions set forth in Executive Order N-29-20 expire on September 30, 2021; and

WHEREAS, on September 16, 2021, the Governor signed Assembly Bill 361 into law, amending the Brown Act in order to continue some of the teleconferencing flexibility during a State of Emergency following the expiration of Executive Order N-29-20 on September 30, 2021; and

WHEREAS, in order to utilize the teleconferencing provisions of Assembly Bill 361, there must be a proclaimed State of Emergency and either: (1) social distancing measures recommended by State or local officials or (2) the legislative body determines by majority vote that meeting in person would present imminent risks to the health or safety of attendees; and

WHEREAS, there is currently a State of Emergency in California pursuant to the Governor’s March 4, 2020, proclamation; and

WHEREAS, the Centers for Disease Control and Prevention (CDC) states the Omicron variant likely will spread more easily than the original SARS-CoV-2 virus and expects that anyone with an Omicron infection can spread the virus to others, even if they are vaccinated or don’t have symptoms (<https://www.cdc.gov/coronavirus/2019-ncov/variants/omicron-variant.html>); and

WHEREAS, the California Department of Public Health (CDPH) reports that the Omicron variant of COVID-19 is at least 2 to 4 times more transmissible than the Delta variant and has reduced effectiveness of certain antibody treatments

<https://www.cdph.ca.gov/Programs/CID/DCDC/Pages/COVID-19/COVID-Variants.aspx>); and

WHEREAS, the CDC has established a “Community Transmission” metric with 4 tiers designed to reflect a community’s COVID-19 case rate and percent positivity; and

WHEREAS, San Bernardino County currently has a Community Transmission metric of “high”; and

WHEREAS, due to the seriousness of the current pandemic situation, the CDC and CDPH recommend that all persons, regardless of vaccination status, wear facial coverings indoors; and

WHEREAS, on December 13, 2021, the CDPH ordered facial coverings indoors, regardless of vaccination status from December 15, 2021 through February 15, 2022, unless extended; and

WHEREAS, due to the ongoing State of Emergency and the public health threat posed by COVID-19, the CHILDREN’S NETWORK OF SAN BERNARDINO COUNTY POLICY COUNCIL seeks to make findings, as required by Assembly Bill 361, that as a result of the COVID-19 State of Emergency, the highly contagious Omicron variant of COVID-19, the anticipated number of attendees, the likely inability to socially distance, and due to the unique characteristics of the size and capacity of its meeting location, meeting in person would present an imminent risk to the health or safety of meeting attendees; and

WHEREAS, the circumstances of the State of Emergency continue to directly impact the ability of the members of the legislative body and members of the public to meet safely in person at the meeting facilities of the CHILDREN’S NETWORK OF SAN BERNARDINO COUNTY POLICY COUNCIL; and

WHEREAS, in the interest of public health and safety, as affected by the emergency caused by the spread of COVID-19, the CHILDREN’S NETWORK OF SAN BERNARDINO COUNTY POLICY COUNCIL thus intends to invoke the provisions of Assembly Bill 361 related to teleconferencing as provided in subdivision (e) of Government Code section 54953; and

OPERATIVE PROVISIONS

NOW, THEREFORE, BE IT RESOLVED, by the CHILDREN’S NETWORK OF SAN BERNARDINO COUNTY POLICY COUNCIL, as follows:

Section 1. The Recitals set forth above are true and correct and are incorporated into this Resolution by this reference.

Section 2. The Governor’s State of Emergency Declaration, issued on March 4, 2020, remains active.

Section 3. As a result of the March 4, 2020, State of Emergency, and the highly contagious Omicron variant of COVID-19, meeting in person at the meeting facilities of the CHILDREN’S NETWORK OF SAN BERNARDINO COUNTY POLICY COUNCIL presents an imminent risk to the health and safety of attendees due to the unique characteristics of the size and capacity of its meeting facilities, the anticipated number of attendees, and the likely inability to socially distance.

Section 4. This Resolution and the findings contained herein shall apply to the CHILDREN'S NETWORK OF SAN BERNARDINO POLICY COUNCIL.

Section 5. This Resolution shall take effect immediately upon its adoption and shall be effective until the earlier of (i) thirty (30) days after the adoption of this Resolution, or (ii) such time the CHILDREN'S NETWORK OF SAN BERNARDINO POLICY COUNCIL adopts a subsequent resolution in accordance with Government Code section 54953(e)(3) to extend the time during which the CHILDREN'S NETWORK OF SAN BERNARDINO POLICY COUNCIL may continue to teleconference in compliance with subdivision (e) of Section 54953 of the Government Code.

Section 6. The individuals signing this Resolution shall be entitled to sign and transmit an electronic signature of this Resolution (whether by facsimile, PDF or other email transmission), which signature shall be binding on the party whose name is contained therein.

The foregoing Resolution was passed and adopted this _____ day of January 2022, by the following vote:

AYES:

NOES:

ABSENT:

ABSTAIN:

APPROVED:

Chairperson

ATTEST:

Secretary/Clerk

Minutes for San Bernardino County Children's Policy Council

September 22, 2021
12:00 P.M. – 1:00 P.M.
Children's Network
Virtual via WebEx

Minutes Recorded and Transcribed by Denise McKinney, Secretary II

OPENING REMARKS	PRESENTER	ACTION/OUTCOME
1. Call to Order 2. Welcome and Introductions		<ul style="list-style-type: none"> Attendees were welcomed to the meeting.
CONSENT ITEMS		
3. Approve February 24, 2021 Meeting Minutes	Janki Patel	<ul style="list-style-type: none"> Minutes were reviewed. Marlene Hagen made a motion to approve the minutes as written. Cid Pinedo seconded the motion. All were in favor. Motion carried.
4. Approve the Annual Report for Child Abuse Prevention, Intervention, and Treatment (CAPIT), Community-Based Child Abuse Prevention (CBCAP), Promoting Safe and Stable Families (PSSF) and the County's Children's Trust Fund (CCTF) for 2020/2021	Jonathan Byers	<ul style="list-style-type: none"> Jonathan presented a PowerPoint about the PSSF-CAPIT report. An executive summary was included in the meeting packet PSSF and CAPIT programs provide services designed to prevent the recurrence of child maltreatment, preserve and support families, assist with efforts to reunify families, and promote and stabilize adoptions. Dr. Michael Sequeira made a motion to approve the PSSF-CAPIT report. Treva Webster seconded the motion. All in favor. Motion carried.
5. Approve Funding for Ten (10) Projects for the 2021-2022 Fiscal Year	Janki Patel	<ul style="list-style-type: none"> Children's Policy Council is asked to approve funding of ten (10) projects for the last half of the 2021/2022 fiscal year, using the birth certificate money that was designated for child abuse prevention. The ten events are: <ul style="list-style-type: none"> ▪ Shine a Light on Child Abuse Prevention Breakfast - \$2,000.00 ▪ Bonnes Meres Birthday Luncheon - \$500.00 ▪ Bonnes Meres Christmas Luncheon - \$700.00 ▪ CASA - Youth Services - \$5,000.00 ▪ Mentoring Training Series - \$2,000.00 ▪ Father Engagement Trainings - \$6,000.00 ▪ Nurturing Fathers Facilitator Training - \$8,000.00 ▪ IEFIC Conference - \$5,000.00 ▪ San Bernardino County Superintendent of Schools Foster Youth Conference - \$1,000.00 ▪ Children's Network Annual Conference - \$5,000.00

		<ul style="list-style-type: none"> • These ten (10) events will total \$35,200.00 • Gilbert Ramos made a motion for the Children’s Policy Council to approve funding of ten (10) projects for the last half of the 2021/2022 fiscal year, using the birth certificate money. James Moses seconded the motion. All in favor. Motion carried.
INFORMATION ITEMS		
6. Thrive by 5 Video and Presentation	Karen Scott	<ul style="list-style-type: none"> • A link will be sent out to Policy Council members with the Thrive by 5 TED Talk video. • The legislative update was emailed to Policy Council members.
7. Legislative Update		
8. Children’s Network Report	Janki Patel	<ul style="list-style-type: none"> • Children’s Network hosted their 35th Annual Children’s Network Conference virtually on Whova/Zoom. Everything went great and the key note speakers were well liked. • The Shine a Light on Child Abuse Awareness Breakfast will be coming up in April 2022. Still waiting to see if it will be virtual or in person. • Wendy Alvarez is the new Associate Children’s Network Officer.
9. Children’s Fund Update	Cid Pinedo	<ul style="list-style-type: none"> • Children’s Fund has remained open throughout the pandemic. • Children’s Fund hosted their annual golf tournament in September. The tournament raised \$247,000 for their Daily Referral program. • Children’s Fund is hosting several CSEC trainings in the upcoming months. A flyer will be sent out to Policy Council members.
10. Public Comment		None
11. Open Discussion		<ul style="list-style-type: none"> • Brenda Dowdy announced SBCSS will be hosting the annual Expanding Horizons conference on October 2. A flyer will be sent out to Policy Council members. • Brenda also announced that the Gangs and Drugs Summit will be held virtually on October 13. • Diana Alexander stated that she is happy to be back at Policy Council.
Adjournment		Being no further business to discuss, the meeting was adjourned.
Next Meeting		October 27, 2021 @ 12:00 p.m. Children’s Network, Virtual via Webex

Sept. 22, 2021 ATTENDEES: Present**Absent**

Chair, Hon. Annemarie Pace*	Juvenile Dependency Court		Baca, Supervisor Joe	Fifth District Supervisor
Alexander, Diana	AEO/HS		Burcham, Dane*	Children's Advocacy Group
Alvarez, Wendy	Children's Network		Crawley, GG	CSUSB
Bitker, Brian*	Children's Advocacy Group		Culbertson, Susan	CSUSB
Brown, Xeneida	Inland Empire United Way 2-1-1		Dancer, Randy	Child Support Services
Byers, Jonathan*	Children & Family Services		Faulkner, Cindy	First 5 San Bernardino
Cannady, Jennifer*	Public Defender's Office		Gilliam, Chekesha	CAO Legislation
Corral, Melinda	CSUSB		Girulat, Marie	Child Support Services
Edwards, Laura	Preschool Services Department		Hernandez, Tom	Office of Homeless Services
Epps, Kimberly*	Probation Department		Ivery, Doreen	Children's Network
Dowdy, Brenda	SBCSS		Kelley, Veronica*	Dept. of Behavioral Health
Durham, Paul	SBCSS		Knight, Michael*	Dept. of Behavioral Health
Gallardo, Edyth*	Inland Regional Center		Madden, Gary	Inland Empire United Way 2-1-1
Gonzalez, Melaine	PDD		McClave, Dave	Public Defender
Hagen, Marlene*	Children and Family Services		Moore, Alfred	District Attorney Victim Services
Hougen, Dr. Tim	Dept. of Behavioral Health		O'Farrell, Jennifer	BBBS
Koenig, Michael	Children's Advocacy Group		Pierre, Myrlene*	SBCSS
Lei, Jennifer	PDD		Razo, Maria*	Housing Authority of SB County
Magallanes, Angel	Children's Network		Surber, Julie	County Counsel
McKinney, Denise	Children's Network		Young, Ann, M.D.	LLUMC - CAC
Moses, James*	Child Care Resource Center			
Navarette, Cesar*	CASA			
Patel, Janki*	Children's Network			
Pinedo, Cid*	Children's Fund			
Ramos, Gilbert*	TAD Administration			
Scott, Karen	First 5 San Bernardino			
Scott Jones, Elizabeth	Children & Family Services			
Sequeira, Dr. Michael	Dept. of Public Health			
Suliafu, Lina	SBCSS			
Solis, Juan	Children's Network			
Steenon-Ray, Hillary	Children's Network			
Steigerwalt, Beth	County Counsel			
Towner, Sara	SBCSS			
VandenBosch, Kimberly	First 5 San Bernardino			

Webster, Treva*	Inland Regional Center			
Zito, Janette	Children's Network			

*Denotes Children's Policy Council Voting Member



Children's Network

Child Death Review: 2021 Descriptive Analysis

Janki Patel, Children's Network Officer

Dr. Michael Sequeira, Public Health Officer

January 26, 2022

- The Child Death Review Team is an interagency, multidisciplinary team that is comprised of professionals knowledgeable about child abuse and neglect from specific county agencies and private sector agencies.
- Representatives include:
 - Expert in forensic pathology
 - Pediatrician with expertise in child abuse
 - Representative(s) from the Coroner's Office
 - Representative(s) from the District Attorney's Office
 - Representative(s) from the Department of Children's Services
 - Representative(s) from the Sheriff's Office
 - Representative(s) from the Department of Public Health
 - Representative(s) from the Department of Behavioral Services, Children's Services Section
 - Representative(s) from law enforcement agencies in San Bernardino County
 - Representative(s) from Loma Linda Children's Hospital, Trauma Unit
 - Representative(s) from County child safety programs, as appropriate, and approved by CDRT members.
 - Representative(s) from the Probation Department, Juvenile Division

GOAL

The Child Death Review Team (CDRT) shall review all child deaths, through 17 years of age, which fall within the criteria established by Government Code 27491, Penal Code Section 11167.9 of the Child Abuse Reporting Law, and as determined by our local CORT.

PURPOSE OF REVIEW:

- Improve public policy and public safety relating to child welfare.
- Increase the thoroughness and effectiveness of system processes related to the following children's services: child protection; public health; prevention, intervention, investigation and legal representation of abused/neglected children.
- Support cooperation and communication between agencies providing services to children at risk of abuse/neglect.
- Improve the delivery of services to children and families in the County of San Bernardino.

- Case Selection:
 - Cases involving child deaths less than 18 years of age reported to the Medical Examiner/Coroner's Office.
 - Cases involving the following manners are reviewed: traffic, accident, homicide, suicide, natural, and undetermined.
 - There are cases in this review period that are pending a cause and/or manner of death.
 - Natural deaths due to disease, congenital conditions, and/or perinatal causes are excluded from this review.
- Review Period: January 2021-December 2021
- Total cases reviewed by CDRT in this reporting period: 115

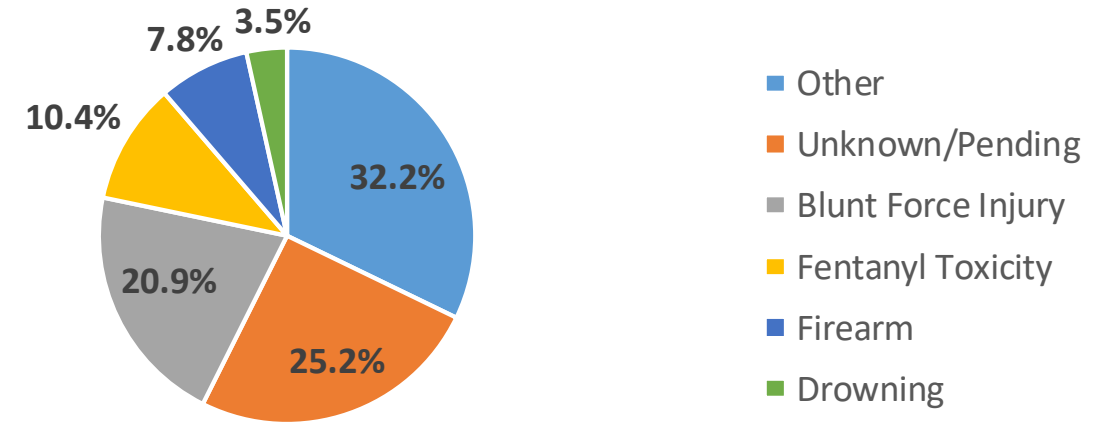
Data Points Reviewed

- CDRT Cases- Cause of Death by Age Group, Race/Ethnicity, and Location
- CDRT Risk Factors Identified by Age Group Deaths by race/ethnicity
- Suicide Descriptive Statistics Cause of death by Firearms
- Motor Vehicle Traffic Accident Descriptive Statistics
- Child Deaths Caused by Firearms
- Co-sleeping deaths
 - Bedding/environment related deaths
 - Co-sleeping related deaths
 - Position of baby when found (prone/supine)

2021 Cause of Child Death (Under age 18): CDRT Cases Reviewed

Cause of Death Condensed Category	Count	Percentage
Drowning	4	3.5%
Firearm	9	7.8%
Fentanyl Toxicity	12	10.4%
Blunt Force Injury	24	20.9%
Unknown/Pending	29	25.2%
Other	37	32.2%
Total	115	100.0%

CDRT Cases Reviewed, Cause of Death, San Bernardino County, 2021

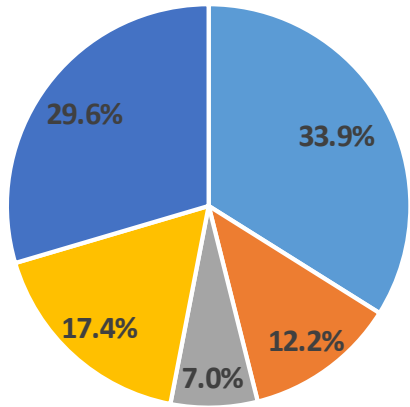


Of the 115 San Bernardino County resident child deaths (Under age 18) reviewed during 2021:

- 21% were caused by blunt force injuries
- 10% were caused by fentanyl toxicity
- 8% were firearm related
- 4% were caused by drowning

Child Death by Age Group and Race/Ethnicity

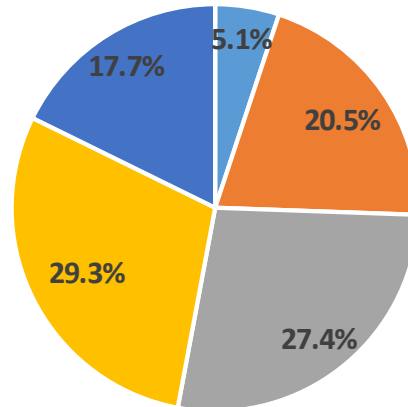
Percent of CDRT Cases Reviewed by Decedent Age, San Bernardino County, 2021



■ Infant ■ 1-4 ■ 5-9 ■ 10-14 ■ 15-17

CDRT Cases Reviewed 2021		
Age Group	Number of Deaths	Percentage
Infant	39	33.9%
1-4	14	12.2%
5-9	8	7.0%
10-14	20	17.4%
15-17	34	29.6%
Total	115	100.0%

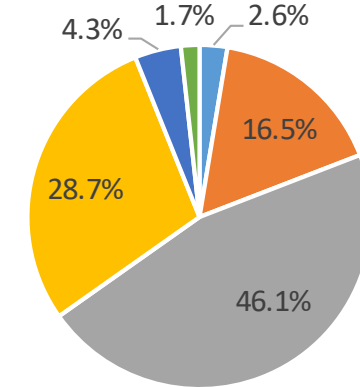
Percent of San Bernardino County Child Population by Age Group, 2021



■ Infant ■ 1-4 ■ 5-9 ■ 10-14 ■ 15-17

2021 SBC Child Population		
Age Group	Population	Percentage
Infant	29,764	5.1%
1-4	120,028	20.5%
5-9	160,517	27.4%
10-14	171,858	29.3%
15-17	103,927	17.7%
Total	586,094	100.0%

Percent of CDRT Cases Reviewed by Race/Ethnicity, San Bernardino County, 2021



■ Asian ■ Black ■ Hispanic ■ White ■ Other ■ Unknown

Race/Ethnicity	Count	Percentage
Asian	3	2.6%
Black	19	16.5%
Hispanic	53	46.1%
White	33	28.7%
Other	5	4.3%
Unknown	2	1.7%
Total	115	100.0%

SBC Child Population Data Source:

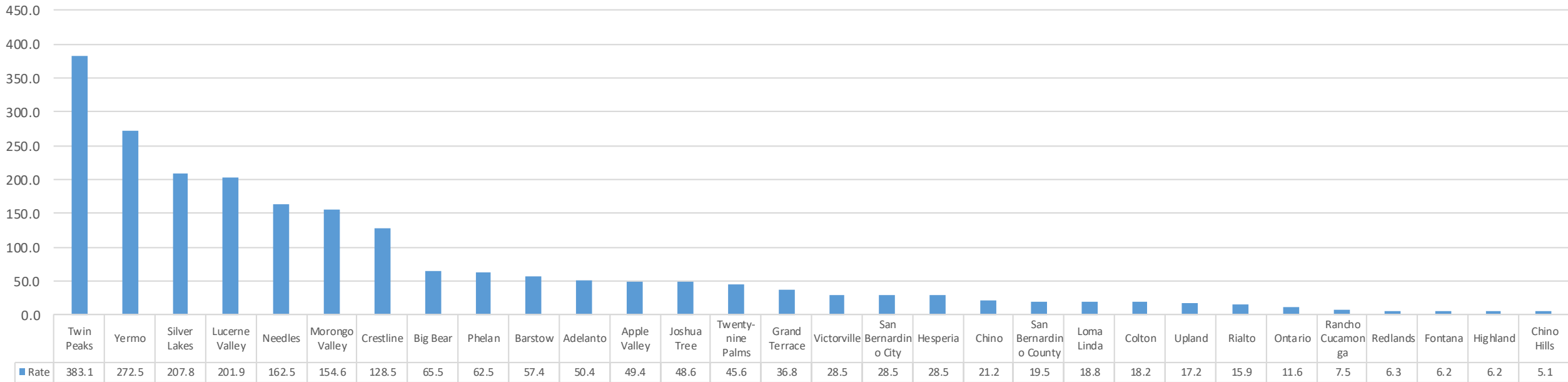
1990-1999: State of California, Department of Finance, Race/Ethnic Population with Age and Sex Detail, 1990-1999. Sacramento, California, May 2004.

2000-2009: State of California, Department of Finance, Race/Hispanics Population with Age and Gender Detail, 2000-2010. Sacramento, California, September 2012.

2010-2015: State of California, Department of Finance, Report P-3: State and County Population Projections by Race/Ethnicity, Detailed Age, and Gender, 2010-2060. Sacramento, California, January 2013.

Child Death by Location

CDRT Case Review Rate (per 100,000 children), by Decedent City of Residence, 2021

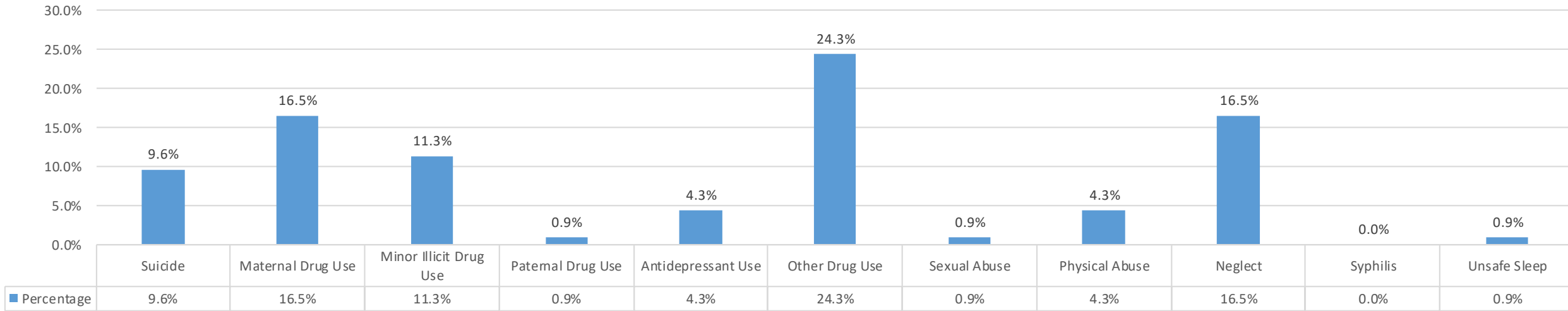


Cities/Towns with the greatest proportion of CDRT cases reviewed per 100,000 child resident population include:

- Twin Peaks
- Yermo
- Silver Lakes
- Lucerne Valley
- Needles
- Morongo Valley

CDRT Primary Risk Factors Identified (Under age 18) (2021)

CDRT Risk Factor Frequency Analysis- Cases Reviewed During 2021



A total of 115 child and infant (under age 18) deaths were reviewed by the San Bernardino County child death review team during calendar year 2021. Of the 115 cases reviewed, the following risk factors were identified:

- 24% of child deaths identified drug use
- 17% of child deaths identified neglect
- 17% of child deaths identified maternal drug use
- 11% of child deaths identified minor illicit drug use
- 10% of child deaths identified suicide as a cause of death
- 4% of child deaths identified antidepressant use
- 4% of child deaths identified physical abuse

Infant Death: Cause of Death (2021)

A total of 39 infant deaths were reviewed by the San Bernardino County child death review team during calendar year 2021. The following tables outlines the number and percentage of infant deaths by the condensed cause of death category and mode of death:

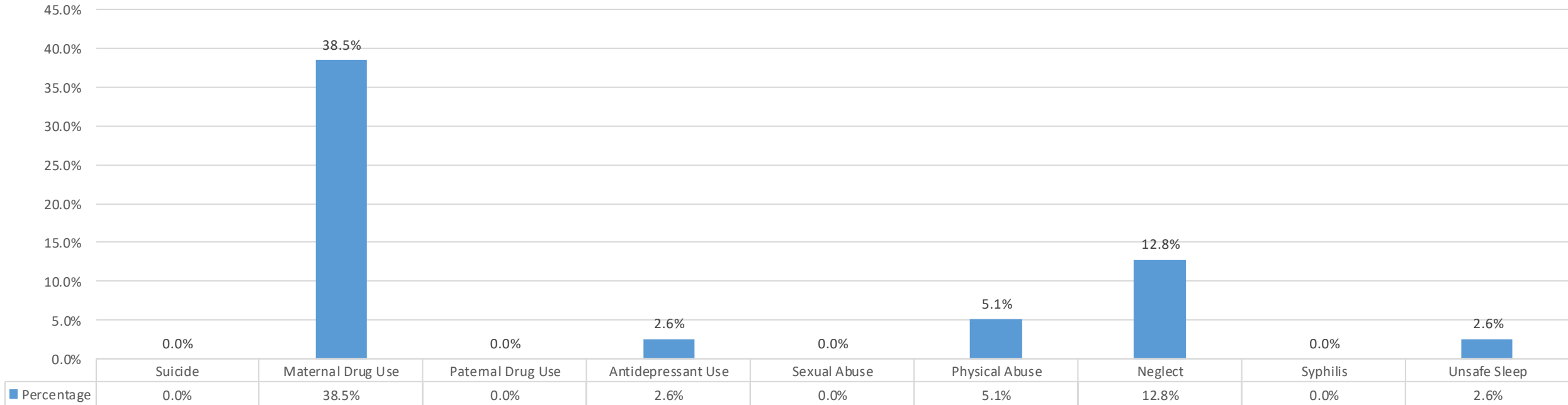
Cause of Death Condensed Category	Frequency	Percent
Unknown/Pending	22	56.41%
Other	14	35.90%
Blunt Force Injury	2	5.13%
Fentanyl Toxicity	1	2.56%
Drowning	0	0.00%
Firearm	0	0.00%
TOTAL	39	100.00%

Mode of Death	Frequency	Percent
Pending	14	35.90%
Natural	10	25.64%
Undetermined	8	20.51%
Accident	3	7.69%
Traffic	2	5.13%
Homicide	1	2.56%
Other	1	2.56%
TOTAL	39	100.00%

*Two infant death cases reviewed identified maternal drug use

Infant Death Risk Factors Identified (2021)

CDRT Risk Factor Frequency Analysis- Infant Death Cases Reviewed During 2021



A total of 39 infant deaths were reviewed by the San Bernardino County child death review team during calendar year 2021.

Of the 39 cases reviewed, the following risk factors were identified:

- 39% of infant deaths identified maternal drug use
- 13% of infant deaths identified neglect
- 5% of infant deaths identified physical abuse
- 3% of infant deaths identified unsafe sleep
- 3% of infant deaths identified maternal antidepressant use

Age 1-4: Cause of Death (2021)

A total of 14 deaths (age 1-4) were reviewed by the San Bernardino County child death review team during calendar year 2021.

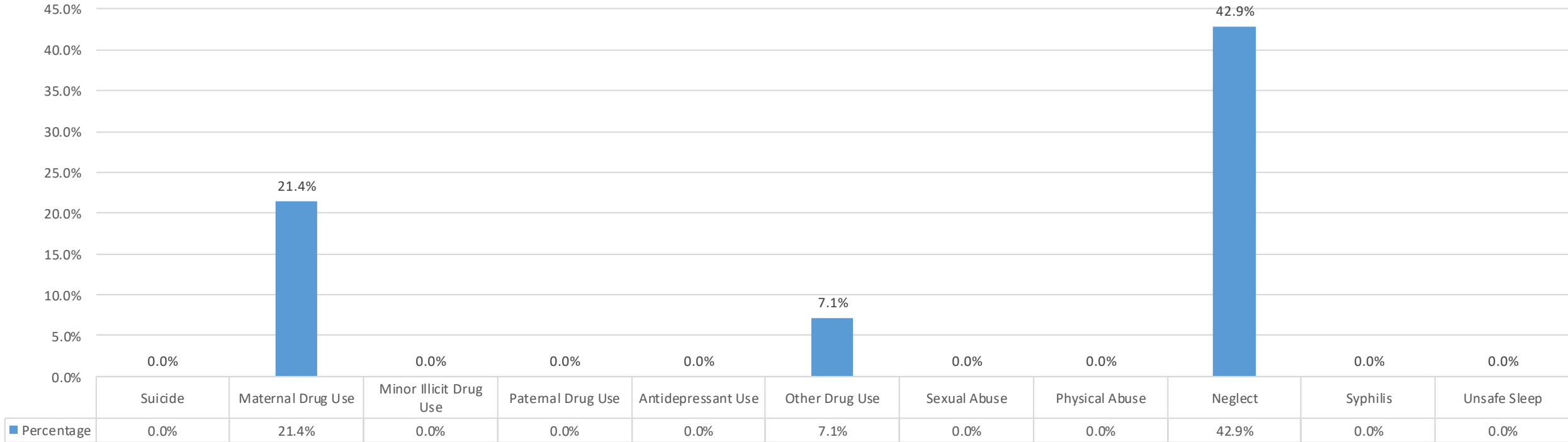
The following tables outlines the number and percentage of deaths by the condensed cause of death category and mode of death:

Cause of Death Condensed Category	Frequency	Percent
Other	6	42.86%
Drowning	3	21.43%
Unknown/Pending	3	21.43%
Blunt Force Injury	2	14.29%
Fentanyl Toxicity	0	0.00%
Firearm	0	0.00%
TOTAL	14	100.00%

Mode of Death	Frequency	Percent
Accident	6	42.86%
Natural	4	28.57%
Pending	3	21.43%
Traffic	1	7.14%
Homicide	0	0.00%
Suicide	0	0.00%
Undetermined	0	0.00%
TOTAL	14	100.00%

CDRT Risk Factors Identified (Ages 1-4) (2021)

CDRT Risk Factor Frequency Analysis (Ages 1-4)- Cases Reviewed During 2021



A total of 14 child deaths (Ages 1-4) were reviewed by the San Bernardino County child death review team during calendar year 2021.

Of the 14 cases reviewed, the following risk factors were identified:

- 43% of deaths identified neglect
- 21% of deaths identified maternal drug use

Age 5-9: Cause of Death (2021)

A total of 8 deaths (age 5-9) were reviewed by the San Bernardino County child death review team during calendar year 2021.

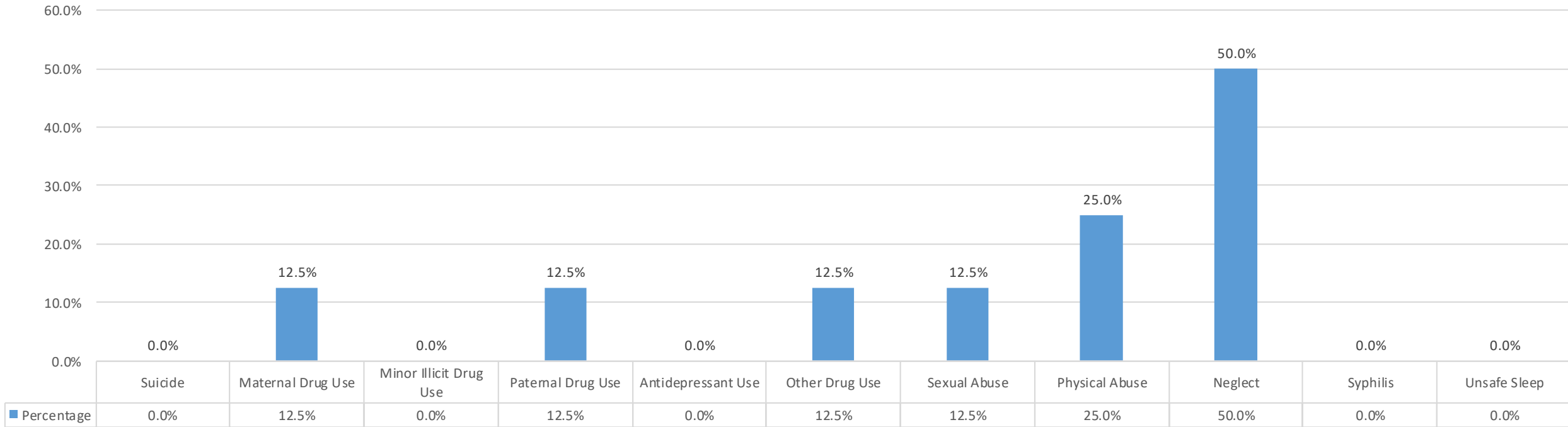
The following tables outlines the number and percentage of deaths by the condensed cause of death category and mode of death:

Cause of Death Condensed Category	Frequency	Percent
Other	4	50.00%
Blunt Force Injury	3	37.50%
Unknown/Pending	1	12.50%
Drowning	0	0.00%
Fentanyl Toxicity	0	0.00%
Firearm	0	0.00%
TOTAL	8	100.00%

Mode of Death	Frequency	Percent
Accident	4	50.00%
Undetermined	2	25.00%
Homicide	1	12.50%
Traffic	1	12.50%
Natural	0	0.00%
Pending	0	0.00%
Suicide	0	0.00%
TOTAL	8	100.00%

CDRT Risk Factors Identified (Ages 5-9) (2021)

CDRT Risk Factor Frequency Analysis (Ages 5-9)- Cases Reviewed During 2021



A total of 8 child deaths (Ages 5-9) were reviewed by the San Bernardino County child death review team during calendar year 2021.

Of the 8 cases reviewed, the following risk factors were identified:

- 50% of deaths identified neglect
- 25% of deaths identified physical abuse
- 13% of deaths identified maternal and paternal drug use
- 13% of deaths identified sexual abuse

Age 10-14: Cause of Death (2021)

A total of 20 deaths (age 10-14) were reviewed by the San Bernardino County child death review team during calendar year 2021.

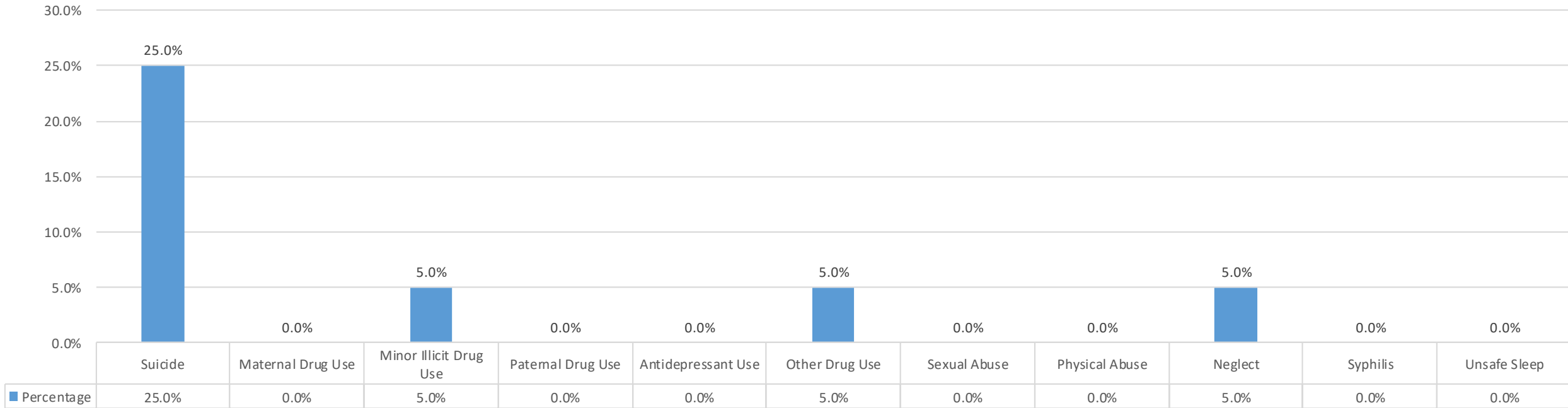
The following tables outlines the number and percentage of deaths by the condensed cause of death category and mode of death:

Cause of Death Condensed Category	Frequency	Percent
Blunt Force Injury	9	45.00%
Other	6	30.00%
Firearm	3	15.00%
Drowning	1	5.00%
Unknown/Pending	1	5.00%
Fentanyl Toxicity	0	0.00%
TOTAL	20	100.00%

Mode of Death	Frequency	Percent
Traffic	9	45.00%
Suicide	5	25.00%
Accident	3	15.00%
Homicide	1	5.00%
Pending	1	5.00%
Undetermined	1	5.00%
Natural	0	0.00%
TOTAL	20	100.00%

CDRT Risk Factors Identified (Ages 10-14) (2021)

CDRT Risk Factor Frequency Analysis (Ages 10-14)- Cases Reviewed During 2021



A total of 20 child deaths (Ages 10-14) were reviewed by the San Bernardino County child death review team during calendar year 2021.

Of the 20 cases reviewed, the following risk factors were identified:

- 25% of deaths resulted from suicide
- 5% of deaths identified minor illicit drug use
- 5% of deaths identified neglect

Age 15-17: Cause of Death (2021)

A total of 34 deaths (age 15-17) were reviewed by the San Bernardino County child death review team during calendar year 2021.

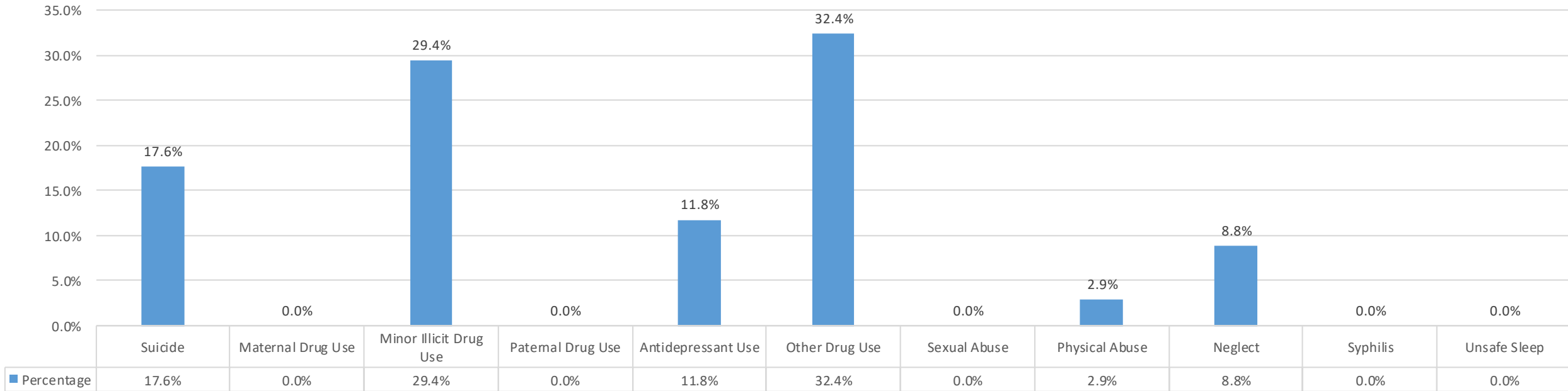
The following tables outlines the number and percentage of deaths by the condensed cause of death category and mode of death:

Cause of Death Condensed Category	Frequency	Percent
Fentanyl Toxicity	11	32.35%
Blunt Force Injury	8	23.53%
Other	7	20.59%
Firearm	6	17.65%
Unknown/Pending	2	5.88%
Drowning	0	0.00%
TOTAL	34	100.00%

Mode of Death	Frequency	Percent
Accident	13	38.24%
Suicide	6	17.65%
Traffic	6	17.65%
Homicide	5	14.71%
Natural	3	8.82%
Pending	1	2.94%
Undetermined	0	0.00%
TOTAL	34	100.00%

CDRT Risk Factors Identified (Ages 15-17) (2021)

CDRT Risk Factor Frequency Analysis (Ages 15-17)- Cases Reviewed During 2021



A total of 34 child deaths (Ages 15-17) were reviewed by the San Bernardino County child death review team during calendar year 2021.

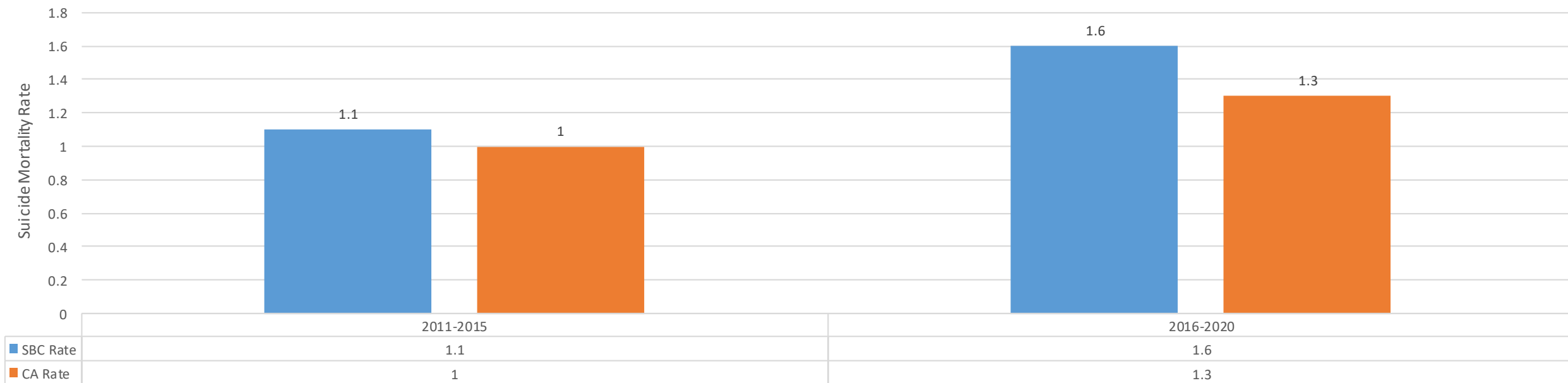
Of the 34 cases reviewed, the following risk factors were identified:

- 32% of deaths identified other drug use, while 30% identified minor illicit drug use
- 18% of deaths resulted from suicide
- 12% of deaths identified antidepressant use
- 9% of deaths identified neglect

Suicide Mortality Rate, Ages 0-17, San Bernardino County vs California

The suicide mortality rate is defined as the number of deaths by suicide in a year, divided by the population, multiplied by 100,000. The age-adjusted suicide rates below outline suicide rates for San Bernardino County resident children in comparison to the California suicide rate and United States suicide rate for children within the same age group. The following suicide cause groups are included within the San Bernardino County suicide mortality rate: Self-Inflicted/Suicide - Cut/Pierce, Self-Inflicted/Suicide - Firearm, Self-Inflicted/Suicide - Hanging/Suffocation, Self-Inflicted/Suicide - Jump, Self-Inflicted/Suicide - Poisoning, Self-Inflicted/Suicide - Other.

Suicide Mortality Rate (per 100,000 children) ages 0-17, San Bernardino County vs State of California, 2011-2015 vs 2016-2020



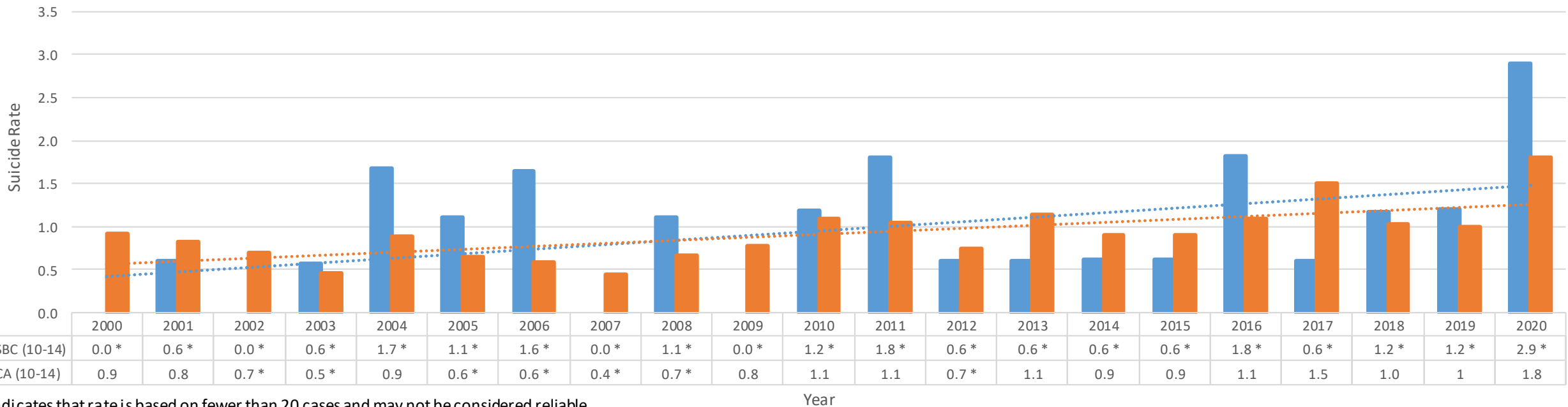
2021 data is unavailable

The suicide mortality rate amongst San Bernardino County resident children ages 0-17 increased **45%** from 1.1 (2011-2015) to 1.6 (2016-2020), whereas the rate of motor vehicle traffic related deaths for children within the same age range throughout the state of California increased **30%** within the same time period.

Suicide Mortality Rate, Ages 10-14, San Bernardino County vs California, 2000-2020

The suicide mortality rate is defined as the number of deaths by suicide in a year, divided by the population, multiplied by 100,000. The age-adjusted suicide rates below outline suicide rates for San Bernardino County resident children in comparison to the California suicide rate and United States suicide rate for children within the same age group. The following suicide cause groups are included within the San Bernardino County suicide mortality rate: Self-Inflicted/Suicide - Cut/Pierce, Self-Inflicted/Suicide - Firearm, Self-Inflicted/Suicide - Hanging/Suffocation, Self-Inflicted/Suicide - Jump, Self-Inflicted/Suicide - Poisoning, Self-Inflicted/Suicide - Other.

Suicide Mortality Rate (per 100,000 population), Ages 10-14, San Bernardino County, 2000-2020



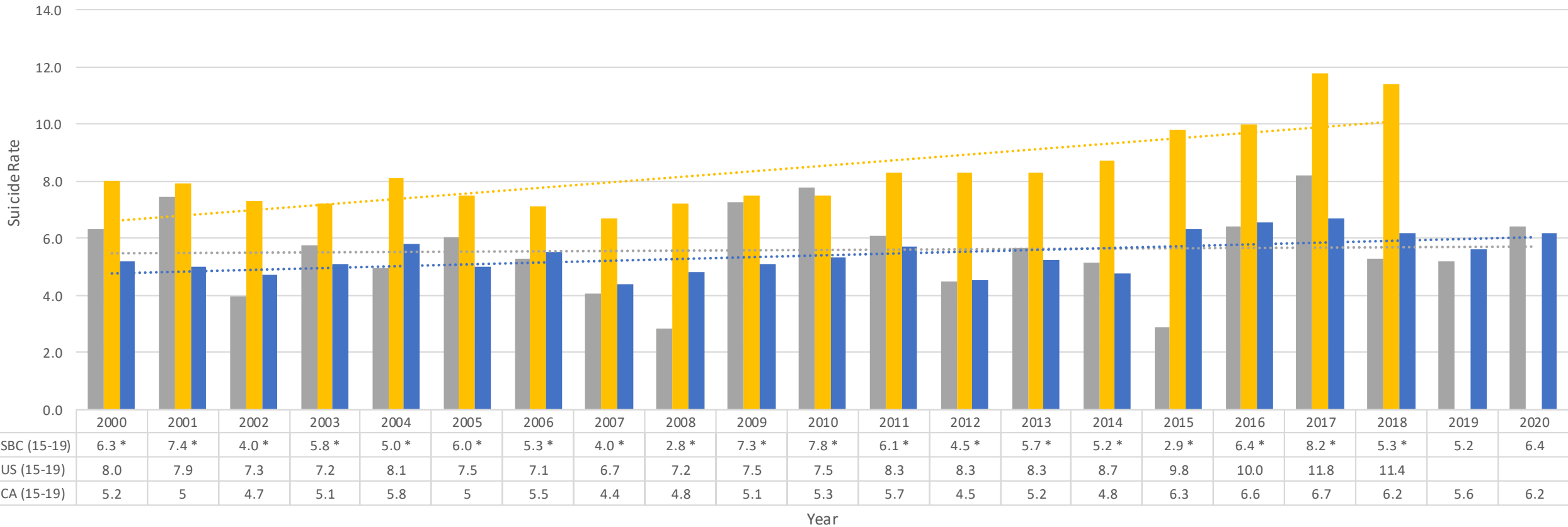
*Indicates that rate is based on fewer than 20 cases and may not be considered reliable

2021 data is unavailable

- The rate of suicide amongst San Bernardino County resident children ages 10-14 has increased gradually from 2015 to 2020.
- From 2019 to 2020 the suicide mortality rate amongst San Bernardino County resident children increased from 1.2 deaths (per 100,000 children ages 10-14) to 2.9 deaths.

Suicide Mortality Rate, Ages 15-19, San Bernardino County vs California, 2000-2020

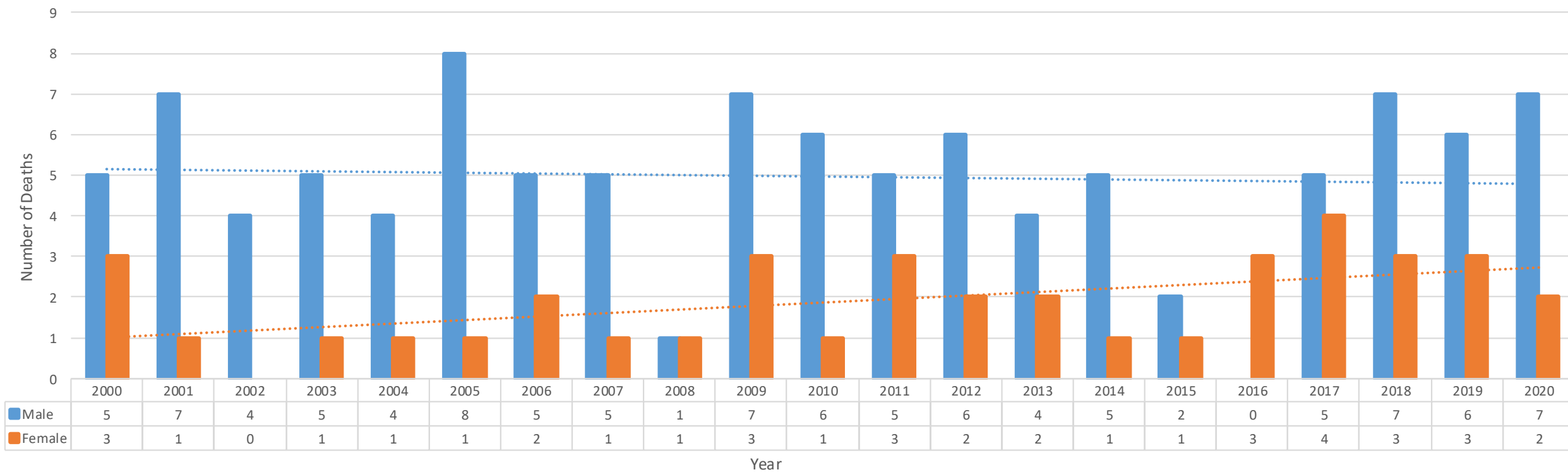
Suicide Mortality Rate (per 100,000 population) Ages 15-19, San Bernardino County, 2000-2020



*Indicates that rate is based on fewer than 20 cases and may not be considered reliable
 US rates unavailable from 2019-2020, 2021 data is unavailable

Number of Child Deaths Resulting from Suicide by Sex, San Bernardino County, 2000-2020

Number of Deaths Resulting from Suicide by Sex, San Bernardino County Resident Children Under Age 18, 2000-2018

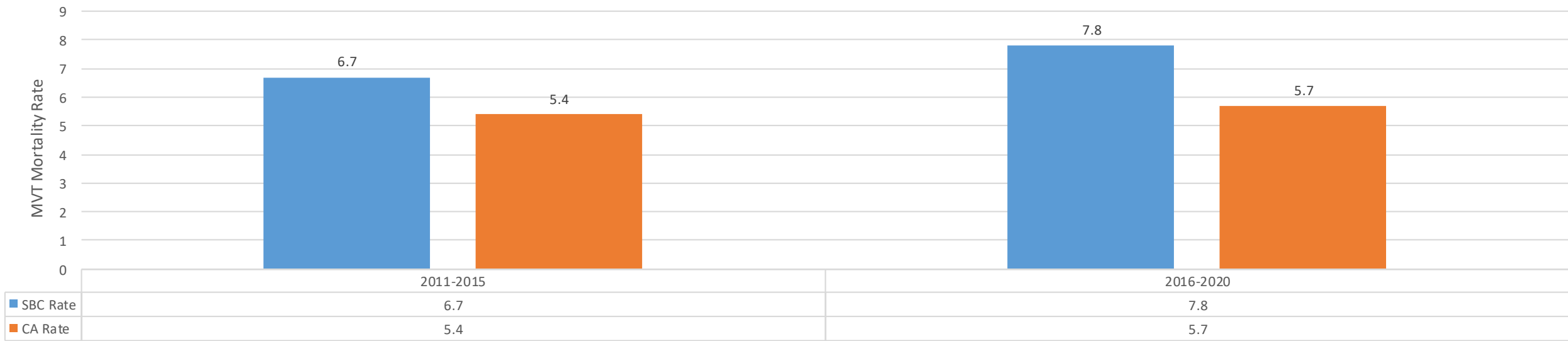


*2021 data is unavailable

MVT Mortality Rate, Ages 15-17, San Bernardino County vs California

The motor vehicle traffic accident (MVT) mortality rate is defined as the number of deaths by MVT in a year, divided by the population, multiplied by 100,000. The age-adjusted MVT rates below outline MVT rates for San Bernardino County resident children in comparison to the California MVT rate and United States MVT rate for children within the same age group. The following MVT cause groups are included within the San Bernardino County MVT mortality rate: Unintentional - MVT, Occupant, Unintentional - MVT, Motorcyclist, Unintentional - MVT, Bicyclist, Unintentional - MVT, Pedestrian, Unintentional - MVT, Other, Unintentional - MVT, Unspecified.

MVT Mortality Rate (per 100,000 children) ages 15-17, San Bernardino County vs State of California, 2011-2015 vs 2016-2020

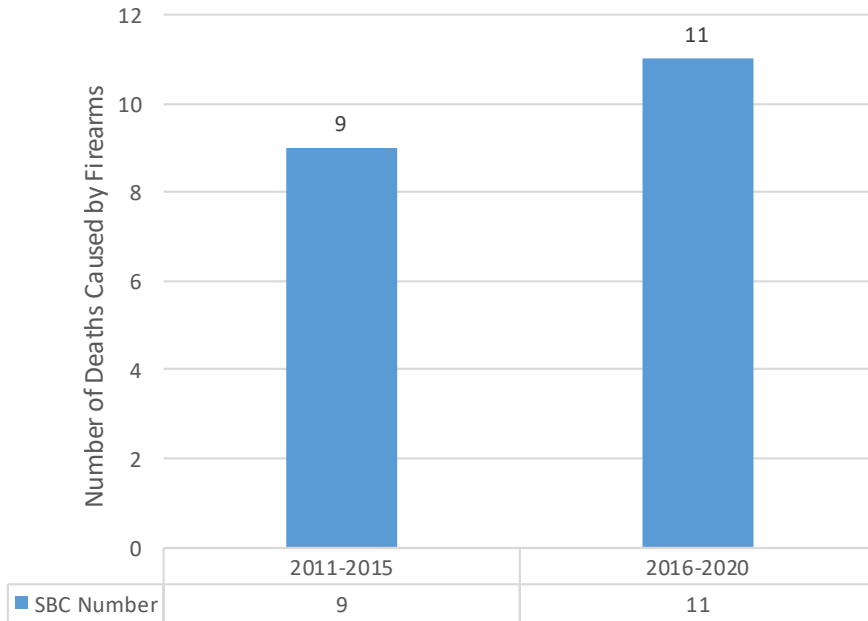


2021 data is unavailable

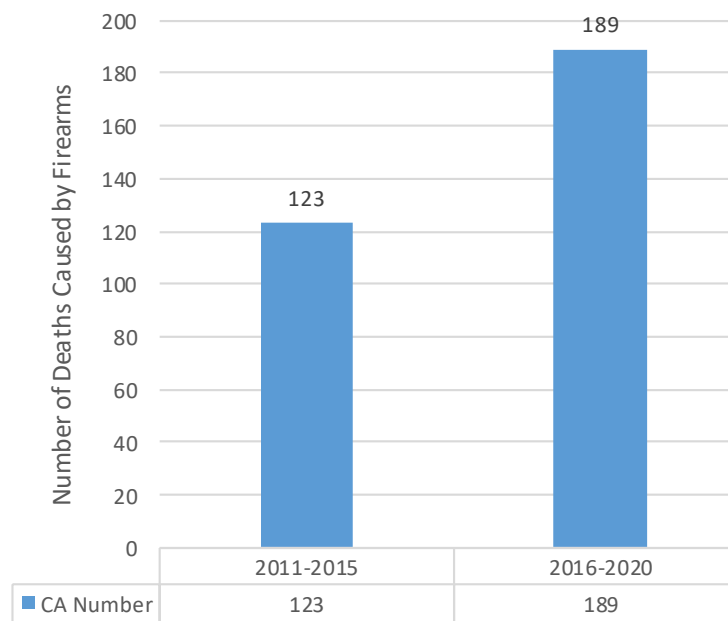
The rate of motor vehicle traffic related deaths amongst San Bernardino County resident children ages 15-17 increased **6%** from 5.4 (2011-2015) to 5.7 (2016-2020), whereas the rate of motor vehicle traffic related deaths for children within the same age range throughout the state of California increased **16%** within the same time period.

Child Deaths Caused by Firearms, San Bernardino County vs CA

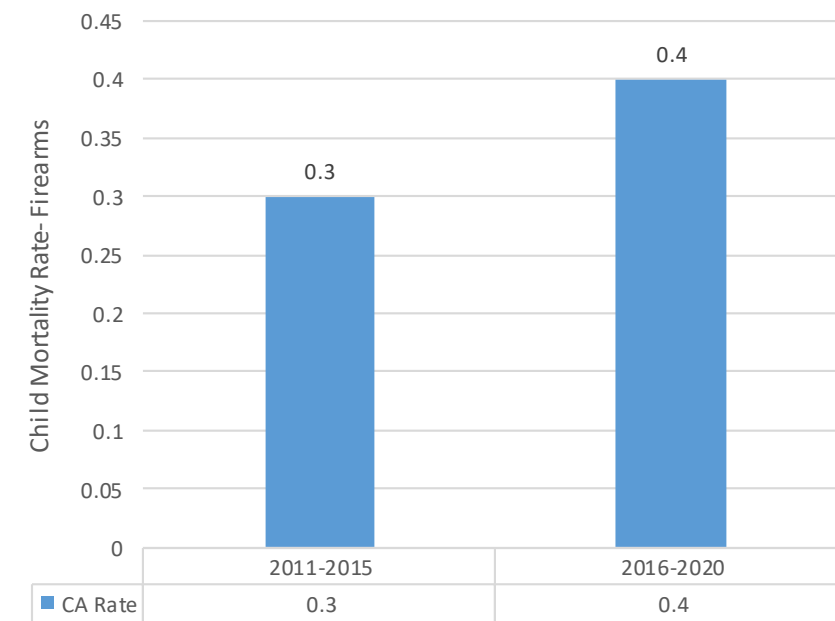
Number of Deaths Caused by Firearms, Self-Inflicted and Unintentional, San Bernardino County Resident Children Age 0-17, 2011-2015 vs 2016-2020



Number of Deaths Caused by Firearms, Self-Inflicted and Unintentional, California Resident Children Age 0-17, 2011-2015 vs 2016-2020



Number of Child Deaths (under age 18) Caused by Firearms, Self-Inflicted and Unintentional. California Resident Children, 2011-2015, 2016-2020



The California resident child mortality rate (firearm- self-inflicted and unintentional) increased 33% from 0.3 (per 100,000 children) from 2011-2015 to 0.4, from 2016-2020.

Rates are calculated per 100,000 population.

* SBC Firearm rates are not displayed as they are based on fewer than 20 cases which is not considered reliable.

Source: CDPH Vital Statistics Death Statistical Master Files

Prepared by: California Department of Public Health, Injury and Violence Prevention Branch

Report generated from <http://epicenter.cdph.ca.gov> on: January 21, 2022

Questions?

Feel free to reach out:

Dr. Michael Sequeira, Public Health Officer

Michael.Sequeira@dph.sbcounty.gov

Janki Patel, Children's Network Officer

janki.patel@hss.sbcounty.gov

(909) 383-9696